















	<p>PRODUCT: STIFF BROOM WOODEN  PRODUCT CODE: HHB  DESCRIPTION: STIFF BRISTLE, TWIN COLOUR, 5-ROWS, IDEAL FOR CARPETED SURFACE AND OUTDOORS. HAS A STURDY 4-SCREW PLASTIC ATTACHMENT.</p>
	<p>PRODUCT: FLAGGED BROOM SCREW  PRODUCT CODE: BSSCREW  DESCRIPTION: SOFT, FLAGGED BRISTLE, 5 ROWS, WITH A STURDY 4-SCREW PLASTIC THREADED ATTACHMENT FOR EASY ATTACHMENT OF HANDLE.</p>
	<p>PRODUCT: METAL FLAGGED BROOM WOOD  PRODUCT CODE: SHM  DESCRIPTION: HOUSEHOLD BROOM, FLAGGED SOFT BRISTLE, 5-ROWS.</p>
	<p>PRODUCT: METAL UNFLAGGED BROOM  PRODUCT CODE: HHM  DESCRIPTION: HOUSEHOLD BROOM, UNFLAGGED MODERATELY STIFF BRISTLE, 5-ROWS.</p>
	<p>PRODUCT: BUDGET PLASTIC BROOM  PRODUCT CODE: SSP  DESCRIPTION: SOFT, FLAGGED BRISTLE, 4-ROWS WITH A PLASTIC BASE AND SCREW- IN PLASTIC COATED OR WOODEN HANDLE..</p>






	<p>PRODUCT: STIFF BROOM WOODEN  PRODUCT CODE: HHB  DESCRIPTION: STIFF BRISTLE, TWIN COLOUR, 5-ROWS, IDEAL FOR CARPETED SURFACE AND OUTDOORS. HAS A STURDY 4-SCREW PLASTIC ATTACHMENT.</p>
	<p>PRODUCT: FLAGGED BROOM SCREW  PRODUCT CODE: BSSCREW  DESCRIPTION: SOFT, FLAGGED BRISTLE, 5 ROWS, WITH A STURDY 4-SCREW PLASTIC THREADED ATTACHMENT FOR EASY ATTACHMENT OF HANDLE.</p>
	<p>PRODUCT: METAL FLAGGED BROOM WOOD  PRODUCT CODE: SHM  DESCRIPTION: HOUSEHOLD BROOM, FLAGGED SOFT BRISTLE, 5-ROWS.</p>
	<p>PRODUCT: METAL UNFLAGGED BROOM  PRODUCT CODE: HHM  DESCRIPTION: HOUSEHOLD BROOM, UNFLAGGED MODERATELY STIFF BRISTLE, 5-ROWS.</p>
	<p>PRODUCT: BUDGET PLASTIC BROOM  PRODUCT CODE: SSP  DESCRIPTION: SOFT, FLAGGED BRISTLE, 4-ROWS WITH A PLASTIC BASE AND SCREW- IN PLASTIC COATED OR WOODEN HANDLE..</p>



	<p>PRODUCT: DIAMOND BROOM  PRODUCT CODE: DB  DESCRIPTION: A STRONG BROOM WITH 6 ROWS OF BRISTLE, SOLID PLASTIC BASE AND METAL ATTACHMENT.</p>
	<p>PRODUCT: SUPER DELUXE BROOM  PRODUCT CODE: SDB  DESCRIPTION: A LUXURIOUS BROOM WITH DENSE SOFT FLAGGED BRISTLE, WOODEN BASE IS COLOUR CODED TO MATCH BRISTLE, PLASTIC BUMPERS.</p>
	<p>PRODUCT: HANDLE SHINER  PRODUCT CODE: SBP  DESCRIPTION: OVAL BRUSH WITH WOODEN HANDLE AND 4-SCREW STURDY PLASTIC ATTACHMENT.</p>
	<p>PRODUCT: HANDLE SHINER METAL  PRODUCT CODE: SBM  DESCRIPTION: OVAL BRUSH WITH WOODEN HANDLE AND METAL ATTACHMENT.</p>
	<p>PRODUCT: SMART BROOM PRODUCT  CODE: SMB  DESCRIPTION: NARROW BROOM WITH LONG, SOFT FLAGGED BRISTLE FOR HARD TO REACH PLACES.SUPPLIED WITH PLASTIC COATED OR WOODEN HANDLE</p>

	<p>PRODUCT: POLYCORN BROOM  PRODUCT CODE: PCB  DESCRIPTION: SYNTHETIC CORN BROOM, VERY STIFF BRISTLE, MACHINE STITCHED DOUBLE SEAM.</p>
	<p>PRODUCT: GRASS BROOM  PRODUCT CODE: GB DESCRIPTION: HAND MADE, TRADITIONAL GRASS BROOM WITH WOODEN HANDLE.</p>
	<p>PRODUCT: SMALL GRASS BROOM  PRODUCT CODE: SGB  DESCRIPTION: HAND MADE, TRADITIONAL GRASS BROOM.</p>
	<p>PRODUCT: BUILDERS SCRUB WITH HANDLE  PRODUCT CODE: BSCRUB+HNDL  DESCRIPTION: BUILDERS SCRUB WITH WOODEN HANDLE, PLASTIC 4-SCREW ATTACHMENT.</p>
	<p>PRODUCT: WHISK BROOM  PRODUCT CODE: WHISK  DESCRIPTION: STIFF BRISTLE</p>






		<p>PRODUCT: PLATFORM BROOM 300MM SOFT  PRODUCT CODE: SYB300  DESCRIPTION: PLATFORM BROOM WITH 5-ROW  SOFTBLACKBRISTLE AND HEAVY DUTY METAL STAY  WITH BOLT AND NUT.</p>
		<p>PRODUCT: PLATFORM BROOM 300MM HARD  PRODUCT CODE: YB300  DESCRIPTION: PLATFORM BROOM WITH 5-ROW  STIFFMAROON/BROWN BRISTLE AND HEAVY DUTY  METAL STAY WITH BOLT AND NUT.</p>
		<p>PRODUCT: PLATFORM BROOM 380MM SOFT  PRODUCT CODE: SYB380  DESCRIPTION: PLATFORM BROOM WITH 5-ROW SOFT  BLACK BRISTLE AND HEAVY DUTY METAL STAY WITH  BOLT AND NUT.</p>
		<p>PRODUCT: PLATFORM BROOM 380MM HARD  PRODUCT CODE: YB380  DESCRIPTION: PLATFORM BROOM WITH 5-ROW  STIFFMAROON/BROWN BRISTLE AND HEAVY DUTY  METAL STAY WITH BOLT AND NUT.</p>
		<p>PRODUCT: PLATFORM BROOM 450MM SOFT  PRODUCT CODE: SYB450  DESCRIPTION: PLATFORM BROOM WITH 5-ROW SOFT  BLACK BRISTLE AND HEAVY DUTY METAL STAY WITH  BOLT AND NUT.</p>





		<p>PRODUCT: PLATFORM BROOM 450MM STIFF  PRODUCT CODE: YB450  DESCRIPTION: PLATFORM BROOM WITH 5-ROW STIFF MAROON/BROWN BRISTLE AND HEAVY DUTY METAL STAY WITH BOLT AND NUT.</p>
		<p>PRODUCT: PLATFORM BROOM 600MM SOFT  PRODUCT CODE: SYB600  DESCRIPTION: PLATFORM BROOM WITH 5-ROW SOFT BLACK BRISTLE AND HEAVY DUTY METAL STAY WITH BOLT AND NUT.</p>
		<p>PRODUCT: PLATFORM BROOM 600MM STIFF  PRODUCT CODE: YB600  DESCRIPTION: PLATFORM BROOM WITH 5-ROW STIFF MAROON/BROWN BRISTLE AND HEAVY DUTY METAL STAY WITH BOLT AND NUT.</p>
		<p>PRODUCT: HYGIENE BROOM 300MM/450MM  PRODUCT CODE: HYGBR300  DESCRIPTION: HYGIENE BROOM 300MM WITH ALUMINIUM COLOUR CODED HANDLE GRIP, AVAILABLE IN RED, GREEN, BLUE, YELLOW AND WHITE, SOFT OR HARD BRISTLE.</p>
		<p>PRODUCT: BASS BROOM 380MM STIFF  PRODUCT CODE: BASS380  DESCRIPTION: BASS BROOM WITH 5-ROW STIFF COLOURED BRISTLE AND HEAVY DUTY METAL STAY WITH BOLT AND NUT.</p>




		<p>PRODUCT: LARGE MOP PLASTIC  PRODUCT CODE: LMP220  DESCRIPTION: LARGE MOP 220G, MACHINE PRESSED PLASTIC ATTACHMENT AVAILABLE WITH SCREW-IN HANDLE ONLY.</p>
		<p>PRODUCT: JUMBO MOP PLASTIC  PRODUCT CODE: JMP320  DESCRIPTION: JUMBO MOP 320G, MACHINE PRESSED PLASTIC ATTACHMENT AVAILABLE WITH PUSH FIT HANDLE ONLY.</p>
		<p>PRODUCT: EXTRA LARGE MOP PLASTIC  PRODUCT CODE: XLMP420  DESCRIPTION: EXTRA LARGE MOP 420G, MACHINE PRESSED PLASTIC ATTACHMENT.</p>
		<p>PRODUCT: LARGE MOP METAL  PRODUCT CODE: LM250  DESCRIPTION: LARGE MOP 250G, MACHINE PRESSED METAL ATTACHMENT.</p>
		<p>PRODUCT: MOP METAL 300g  PRODUCT CODE: JM300 DESCRIPTION: JUMBO MOP300G, MACHINE PRESSED METAL ATTACHMENT.</p>

	<p>PRODUCT: JUMBO MOP METAL  PRODUCT CODE: JM350  DESCRIPTION: JUMBO MOP350G, MACHINE PRESSED METAL ATTACHMENT.</p>
	<p>PRODUCT: MOP METAL 400G  PRODUCT CODE: XLM400  DESCRIPTION: EXTRA LARGE MOP 400G, MACHINE PRESSED METAL ATTACHMENT.</p>
	<p>PRODUCT: EXTRA LARGE MOP METAL  PRODUCT CODE: XLM450  DESCRIPTION: EXTRA LARGE MOP 450G, MACHINE PRESSED METAL ATTACHMENT,</p>
	<p>PRODUCT: INDUSTRIAL MOP METAL  PRODUCT CODE: IM450  DESCRIPTION: INDUSTRIAL DROPMOP450G, MACHINE PRESSED METAL ATTACHMENT.</p>
	<p>RODUCT: SUPER MOP METAL  PRODUCT CODE: MOP500  DESCRIPTION: SUPER MOP 500G, MACHINE PRESSED METAL ATTACHMENT.</p>



	<p>PRODUCT: FAN MOP WITH REFILL  PRODUCT CODE: FMCOMP400/ FMCOMP500  DESCRIPTION: INDUSTRIAL SPRING CLIP FAN MOP  25MM HANDLEWITH REFILL.</p>
	<p>PRODUCT: FAN MOP HANDLE  PRODUCT CODE: FMHNDL  DESCRIPTION: INDUSTRIAL FAN MOP HANDLE PLUS  METAL BRACKET. 1.2M OR 1.5M HANDLE AVAILABLE.</p>
	<p>PRODUCT: HYGIENE FAN MOP  PRODUCT CODE: HYGFMCOMP  DESCRIPTION: ALUMINIUM HANDLE, COLOUR CODED  GRIP, CLIP&amp; HEAD, AVAILABLE IN RED, GREEN, BLUE,  YELLOW OR WHITE.</p>
	<p>PRODUCT: HYGIENE SPRING CLIP FAN MOP WITH  PRODUCT: SPRING CLIP HANDLE ONLY</p>
	<p>PRODUCT: FAN MOP REFILL  PRODUCT CODE: REF400  DESCRIPTION: FAN MOP REFILL WITH COLOUR CODED  BAND - RED, GREEN, BLUE, YELLOW OR WHITE.  AVAILABLE IN 400G &amp; 500G.</p>






	<p>PRODUCT: MOPPING TROLLEY 20L WRINGER BUCKET  PRODUCT CODE: WRBKT20L  DESCRIPTION: SUITABLE FOR DOMESTIC USE.</p>
	<p>PRODUCT: MOPPING TROLLEY 31L WRINGER BUCKET  PRODUCT CODE: WRBKT31L  DESCRIPTION: SUITABLE FOR COMMERCIAL USE.  AVAILABLE IN YELLOW, GREEN AND BLUE.</p>
	<p>PRODUCT: MOPPING TROLLEY 36L WRINGER BUCKET  PRODUCT CODE: WRBKT36L  DESCRIPTION: SUITABLE FOR COMMERCIAL USE.  AVAILABLE IN YELLOW, GREEN AND BLUE.</p>
	<p>PRODUCT: MOPPING TROLLEY 36L WRINGER BUCKET  PRODUCT CODE: WRBKT36L  DESCRIPTION: SUITABLE FOR COMMERCIAL USE.  AVAILABLE IN YELLOW, GREEN AND BLUE.</p>
<p>Please Inquire For A Picture</p>	<p>PRODUCT: MOPPING TROLLEY 48L DOUBLE WRINGER BUCKET  PRODUCT CODE: DWRBKT48L  DESCRIPTION: SUITABLE FOR COMMERCIAL USE.</p>

		<p>PRODUCT: SHOE BRUSH WHITE  PRODUCT CODE: SBW  DESCRIPTION: WHITE SHOE BRUSH 4-ROW, PACKS OF 10</p>
		<p>PRODUCT: SHOE BRUSH BLACK  PRODUCT CODE: SBB  DESCRIPTION: BLACK SHOE BRUSH 4-ROW, PACKS OF 10.</p>
		<p>PRODUCT: DELUXE SHOE BRUSH  PRODUCT CODE: DLXSHOEWH / BLK  DESCRIPTION: WHITE OR BLACK SHOE BRUSH, 5-ROW DENSE BRISTLE, PACKS OF 10.</p>
		<p>PRODUCT: CHUBBY SCRUB  PRODUCT CODE: CHUBBY  DESCRIPTION: STIFF BRISTLE, PACKS OF 10.</p>
		<p>PRODUCT: SNAKE SCRUB  PRODUCT CODE: SNAKE  DESCRIPTION: STIFF BRISTLE, PACKS OF 10.</p>

	<p>PRODUCT: BODY BRUSH  PRODUCT CODE: BODYBR  DESCRIPTION: ELASTICATED BAND, PACKS OF 10.</p>
	<p>PRODUCT: BUILDERS SCRUB  PRODUCT CODE: BUILDRS  DESCRIPTION: LARGE SCRUB, STIFF BRISTLE, PACKS OF 10.</p>
	<p>PRODUCT: WHITEWASH/PLASTER BRUSH  PRODUCT CODE: WASH  DESCRIPTION: SCREW-IN WOODEN HANDLE, SOFT FLAGGED BRISTLE.</p>
	<p>PRODUCT: DUSTPAN SET  PRODUCT CODE: DPSET  DESCRIPTION: AVAILABLE IN GREY COLOUR.</p>
	<p>PRODUCT: TOILET BRUSH SET  PRODUCT CODE: TBSET  DESCRIPTION: AVAILABLE IN GREY COLOUR.</p>

	<p>PRODUCT: LONG HANDLE DUST PAN SET CODE: ECOLHDPANSET</p>
	<p>PRODUCT: DUST PAN SWIVEL SCOOP PRODUCT CODE: DPANSCP</p>
	<p>PRODUCT: INDUSTRIAL DUST MOP -THREE SIZES AVAILABLE: 60/90/110CM PRODUCT CODE: INDUSTMP DESCRIPTION: 25MM ANODISED ALUMINIUM HANDLE, REPLACEABLE &amp;WASHABLE HEAD.</p>
	<p>PRODUCT: INDUSTRIAL DUST MOP REFILL PRODUCT CODE: INDUSTREFL 60/90/110 DESCRIPTION: WASHABLE COTTON YARN, AVAILABLE IN 60CM, 90CM &amp; 110CM.</p>
	<p>PRODUCT: WET FLOOR SIGN PRODUCT PRODUCT CODE: WFSIGN DESCRIPTION: 60CM HIGH</p>

		<p>PRODUCT: INDUSTRIAL STEEL SQUEEGIE  PRODUCT CODE: INDSTSQ45  DESCRIPTION: STEEL HANDLE, 45CM HEAD, RUBBER BLADE.</p>
		<p>PRODUCT: INDUSTRIAL ALUMINIUM STEEL SQUEEGIE  PRODUCT CODE: INDALSQ45  DESCRIPTION: ALUMINIUM HANDLE, 45CM STEEL HEAD, RUBBER BLADE.</p>
		<p>PRODUCT: INDUSTRIAL ALUMINIUM STEEL SQUEEGIE  PRODUCT CODE: INDALSQ60  DESCRIPTION: ALUMINIUM HANDLE, 60CM STEEL HEAD, RUBBER BLADE 80CM ALSO AVAIL.  CODE: INDALSQ80.</p>
		<p>PRODUCT: PLASTIC WINDOW SQUEEGIE WITH SPONGE  PRODUCT CODE: PLWINSQ  DESCRIPTION: ASSORTED COLOURS.</p>
		<p>PRODUCT: TELESCOPIC HANDLE 1.5 EXTENDABLE TO 3.6M  PRODUCT CODE: TSCOPE3M  TO BE USED ON METAL WINDOW SQUEEGIE, PAINT ROLLER ETC.</p>

	<p>PRODUCT: HYGIENE SQUEEGIE  PRODUCT CODE: HYGSQ  DESCRIPTION: ALUMINIUM HANDLE, VARIOUS COLOUR HEADS.</p>
	<p>PRODUCT: LARGE PLASTIC LEAF RAKE  PRODUCT CODE: RX ADVANCE  DESCRIPTION: 21 FINGER, RECYCLED PLASTIC, WITH SCREW-IN PLASTICCOATED/ WOODENHANDLE.</p>
	<p>PRODUCT: DELUXE PLASTIC LEAF RAKE  PRODUCT CODE: DLXRX  DESCRIPTION: 21FINGER, PLASTIC, WITH SCREW-IN PLASTIC COATED/WOODENHANDLE.</p>
	<p>PRODUCT: PLASTIC LEAF RAKE  PRODUCT CODE: ORGRX  DESCRIPTION: 22 FINGER, VIRGIN PLASTIC, WITH SCREW-IN PLASTIC-COATED/WOODEN HANDLE.</p>
	<p>PRODUCT: RUBBER RAKE WITH WOODEN HANDLE  PRODUCT CODE: RBRRAKE  DESCRIPTION: GALVANISED STEEL HEAD, 25 FINGER.</p>